

Investor Relations 2020

Daewoo Engineering & Construction, The Beginning of a New Leap Forward

- 2020.1Q Business Performance

The financial data included is based on K-IFRS consolidated basis and prior to external audit, it is subject to change.

This presentation is provided only as a reference material. Daewoo Engineering & Construction assumes no responsibility for investment decisions. We trust your investment decisions will be based on your own independent judgment.

2020.1Q Business Highlights

1. New Orders
2. Order Backlogs
3. Sales Revenue
4. Gross Profit(%)
5. Operating Profit(%)

Business Plan Achievement

1. New orders
2. Sales Revenue
3. Housing Pre-sale
4. 2020 Housing Pre-sale Plan
5. Current Status on Overseas Orders

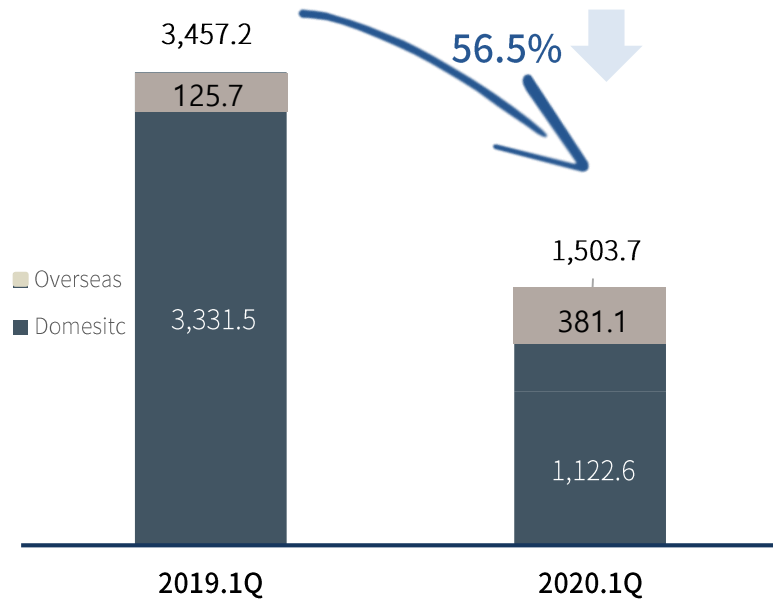
2020.1Q Business Highlights

1. New Orders

· 20.1Q New orders : 1.5 trillion won

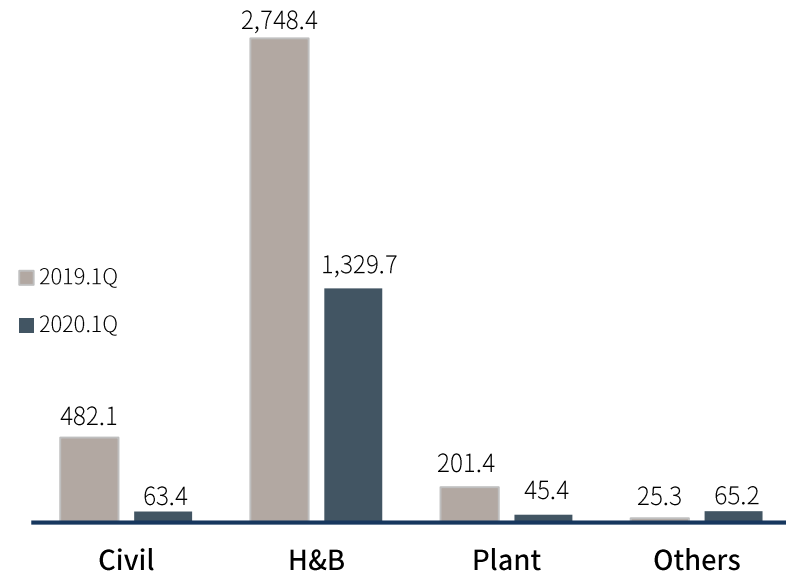
[Unit : KRW Bil.]

Yearly Trend



Breakdown by Business Type

*H&B: Housing & Building
*Others: Subsidiaries & etc.

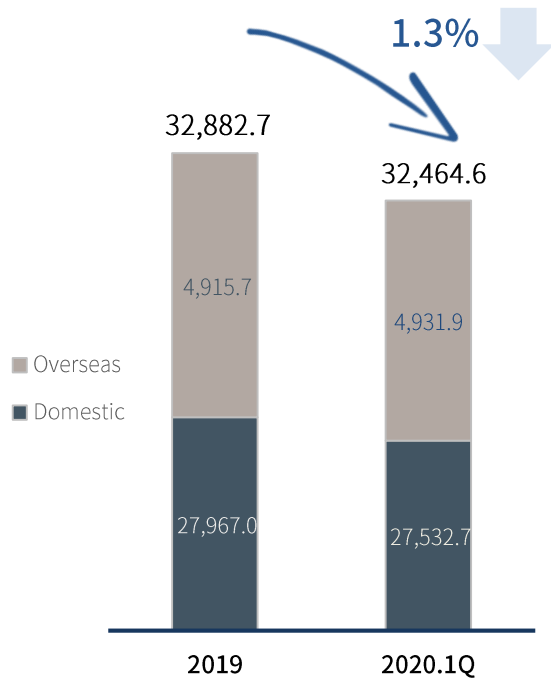


2. Order Backlogs

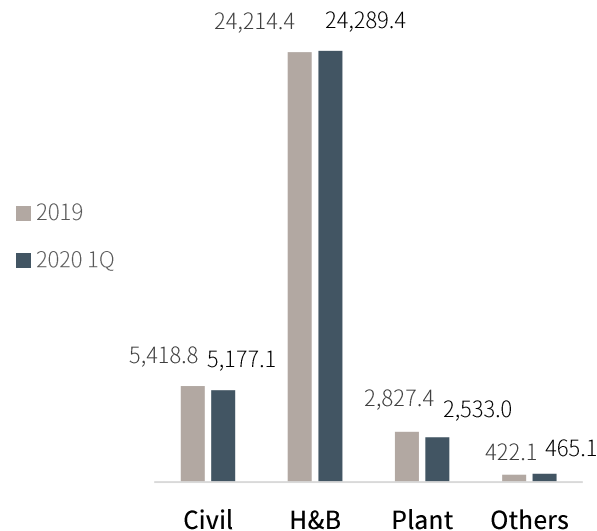
· 20.1Q Order backlogs : 32.4 trillion won (Housing & Building Order backlog 24.3 trillion won, +0.3% YoY)

[Unit : KRW Bil.]

Yearly Trend



Breakdown by Business Type

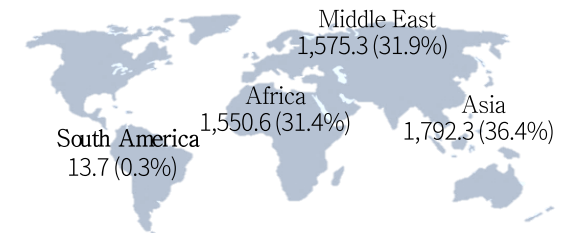


Domestic and Overseas H&B Backlogs Breakdown

<Domestic H&B Backlogs Breakdown>

Redevelopment	Private	Public	In-house
12,038.0	8,582.6	614.3	2,511.0
(50.7%)	(36.1%)	(2.6%)	(10.6%)

< Overseas Backlogs Breakdown>



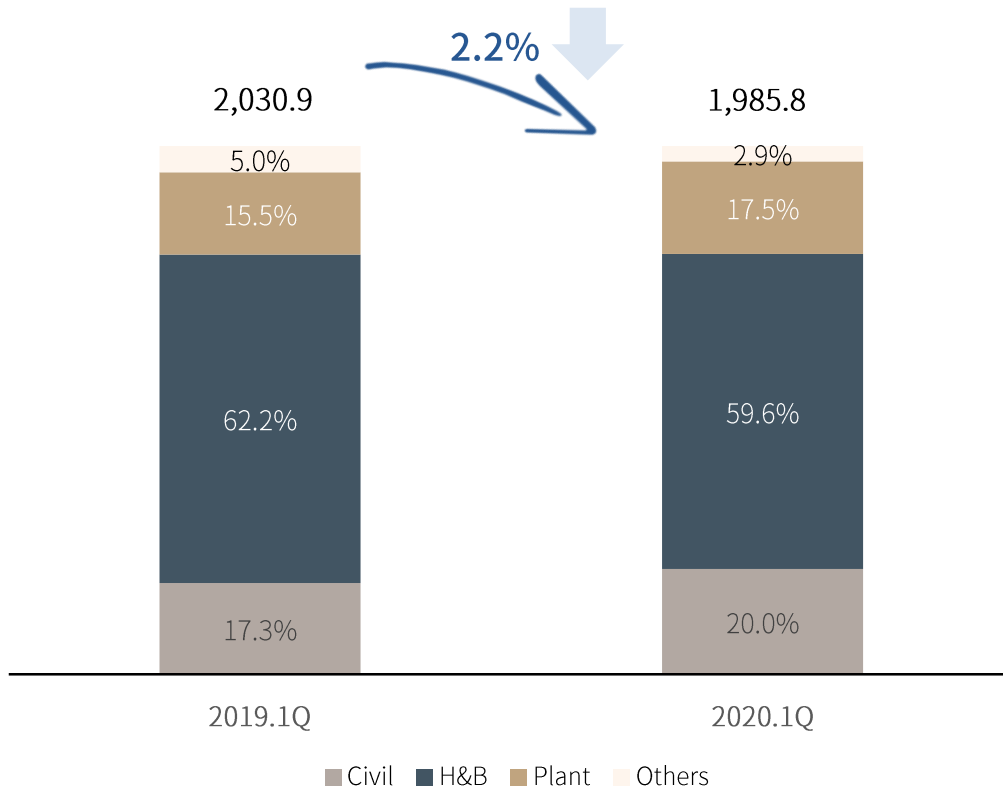
▶ Plant 45.6%, Civil 34.3%, Building 20.1%

3. Sales Revenue

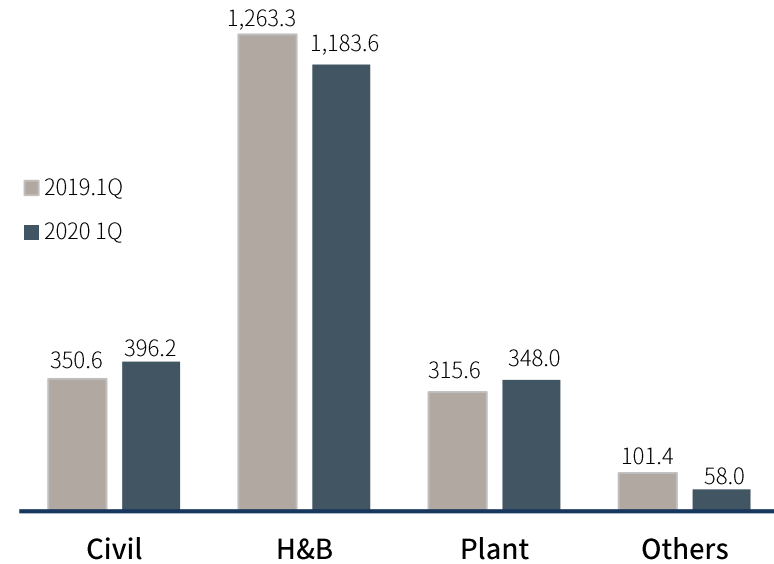
· 20.1Q Sales Revenue : 1.98 trillion won (Civil & Plant division shown increase in sales)

[Unit : KRW Bil.]

Yearly Trend(%)



Breakdown by Business Type

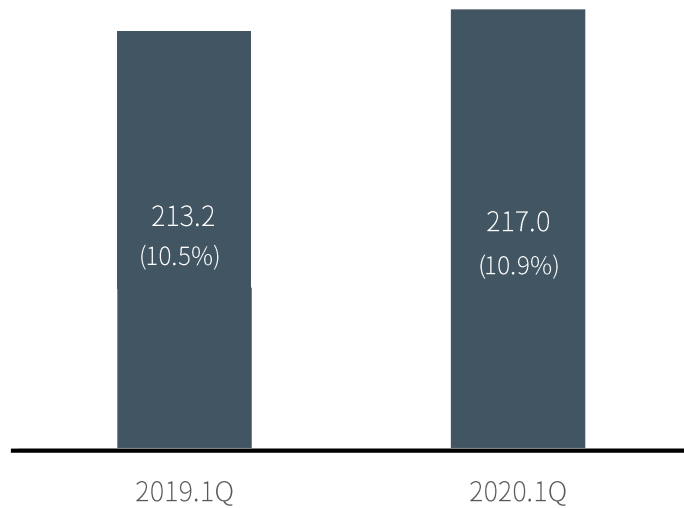


4. Gross Profit

· 20.1Q Gross Profit : 217 billion won, gross profit ratio increased from 10.5% → 10.9% (YoY)

[Unit : KRW Bil.]

Yearly Trend(%)



Breakdown by Business Type(%)

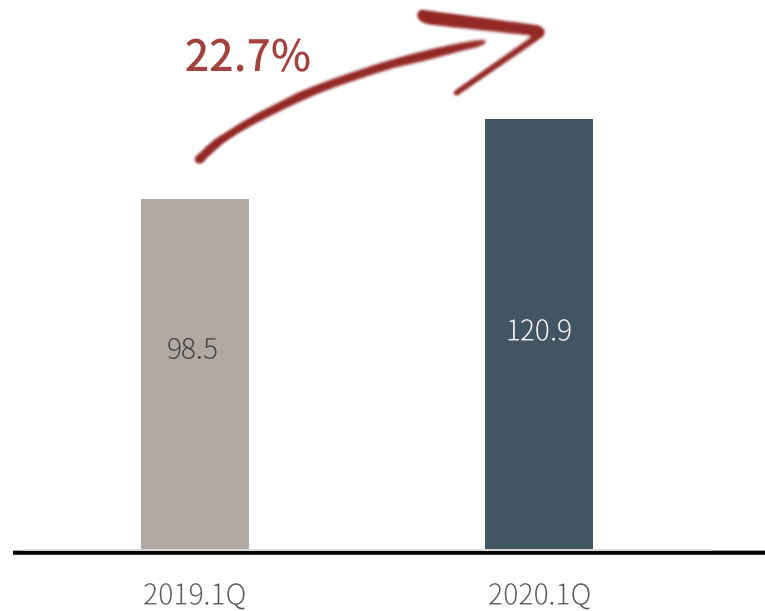
	2019.1Q		2020.1Q	
Civil	28.8	8.2	28.7	7.3
Housing & Building	178.8	14.2	151.6	12.8
Plant	-14	-4.4	28.4	8.2
Subsidiaries & Etc.	19.6	19.3	8.3	14.3
Total	213.2	10.5	217.0	10.9

5. Operating Profit(%)

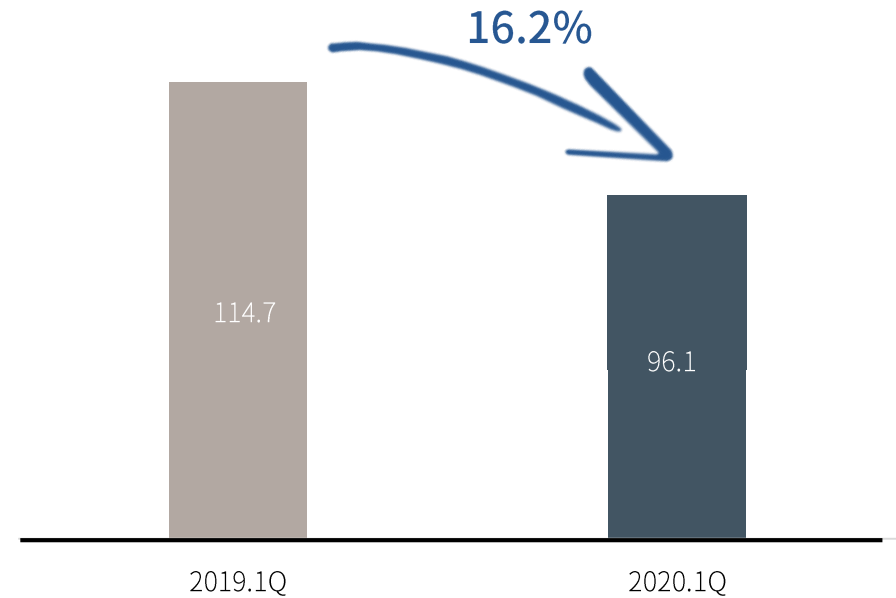
· 20.1Q Operating profit : 120.9 billion won, 22.7% increase (YoY)

[Unit : KRW Bil.]

Operating Profit & OPM



SG&A Expenses



※ Appendix. Summary of Financial Statement

[Unit : KRW Bil.]

Summary of Income Statement

Account	2019.1Q	2020.1Q
Sales Revenue	2,030.9	1,985.8
Gross Profit (%)	213.2 (10.5%)	217.0 (10.9%)
Operating Profit (%)	98.5 (4.9%)	120.9 (6.1%)
Other Expenses	-3.2	-30.9
Net Financial Cost	-18.2	-16.3
Pre-tax Profit	77.1	73.7
Net Profit (%)	49.4 (2.4%)	61.9 (3.1%)

Summary of Balance Sheet

Account	2019	2020.1Q
Total Asset	9,697.7	10,010.1
Current Asset	6,049.4	6,344.3
Cash & Cash Equivalents	756.8	1,198.5
Total Liability	7,209.4	7,407.4
Current Liability	5,084.7	5,585.8
Borrowing	2,352.1	2,738.8
Total Equity	2,488.3	2,602.7

Account	2019	2020.1Q
Debt Ratio	289.7	284.6
PF Loan Guarantee	409.4	398.3
Un-started PF Balance	84.7	87.3

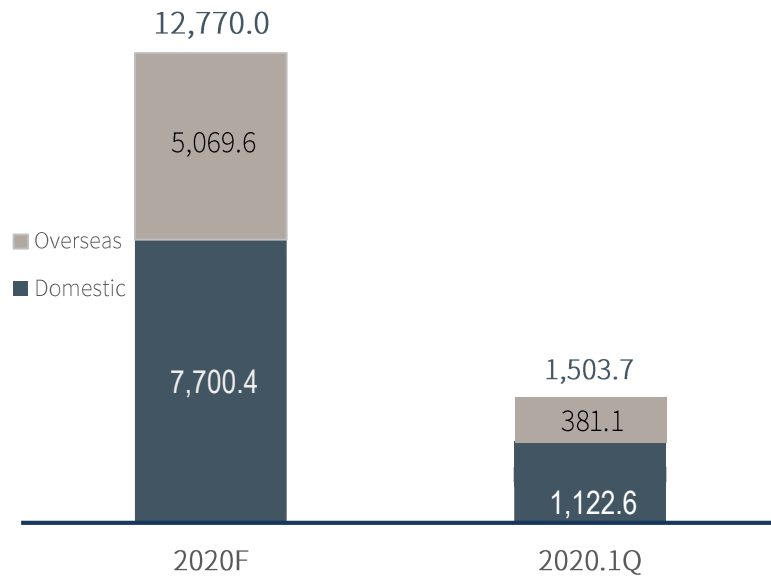
Business Plan Achievement

1. New Orders

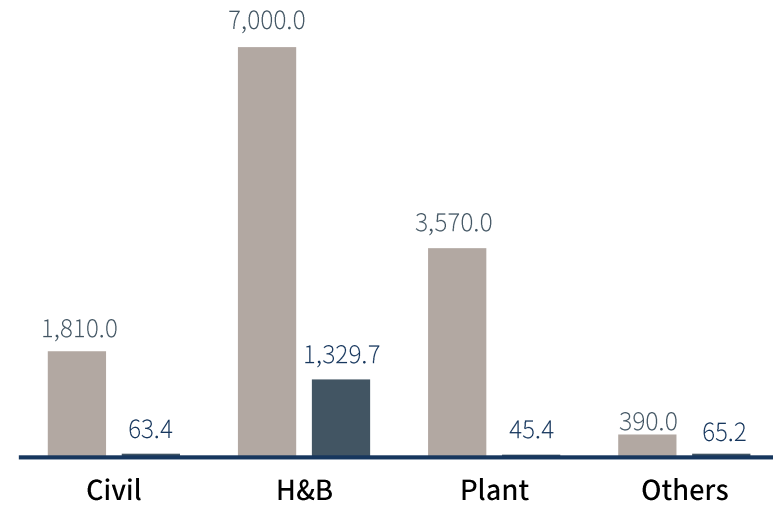
· 2020 achievement rate : Domestic 15%, Overseas 8%

[Unit : KRW Bil.]

2020 Achievement



Achievement by Business Type

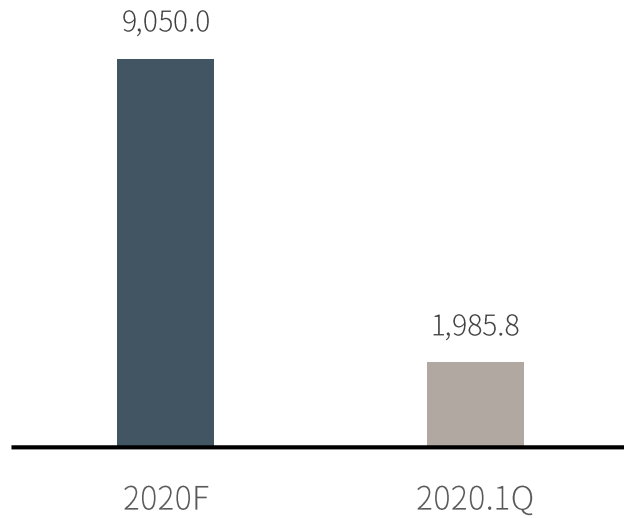


2. Sales Revenue

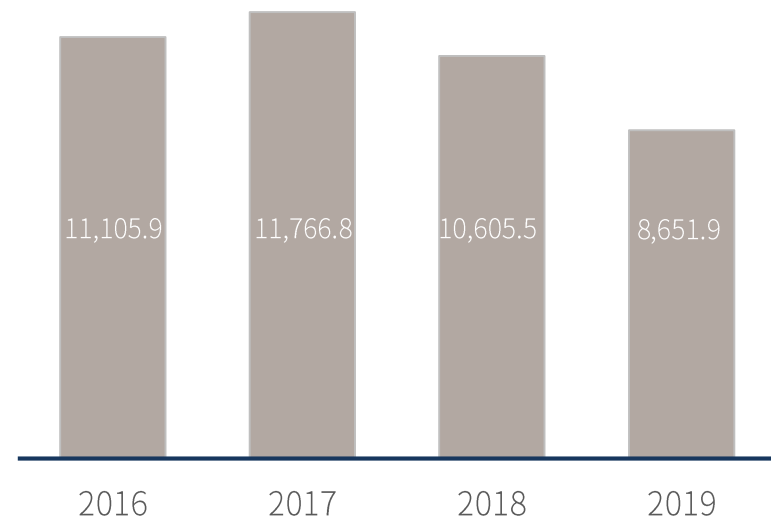
· 2020 achievement rate : 22%

[Unit : KRW Bil.]

2020 Achievement



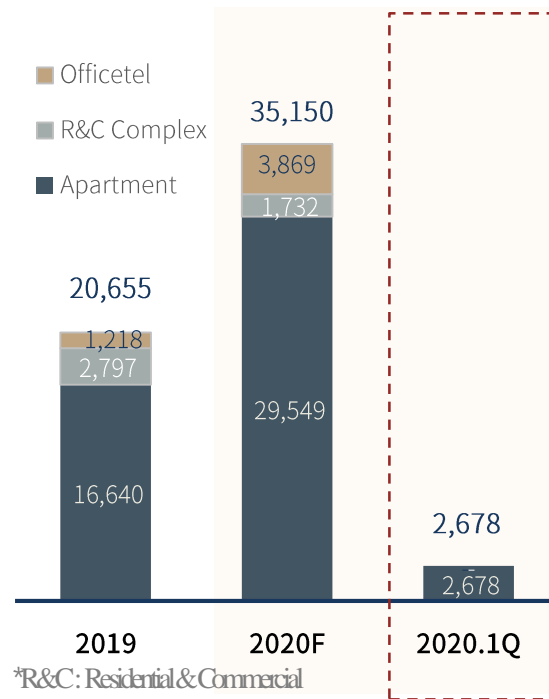
Past Sales Revenue



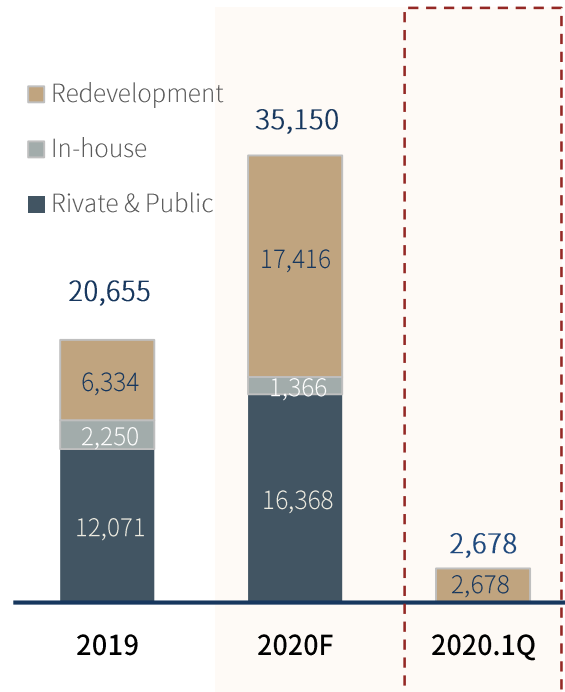
3. Housing Pre-sale

[Unit : Household]

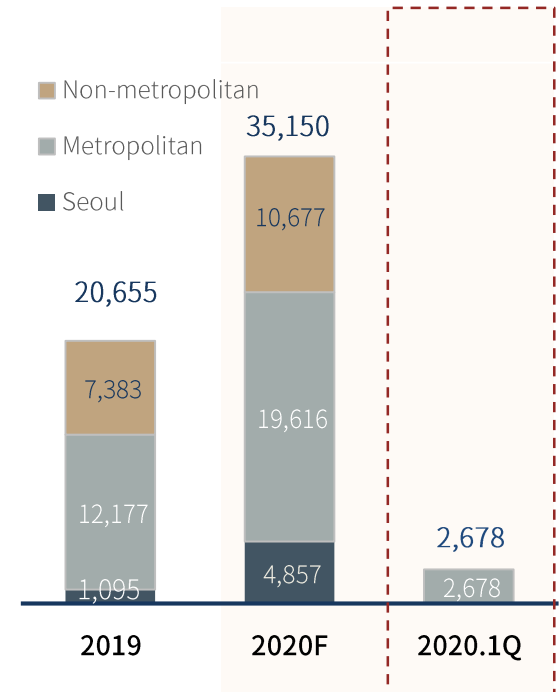
Breakdown by Housing Type



Breakdown by Supply Type



Breakdown by Region



4. 2020 Housing Pre-sale Plan

[Unit : Household]

Term	PJ Name	Unit	Location
1Q	Maegyo Station Prugio SK VIEW	2,090	Paldal-gu, Suwon-si, Gyeonggi-do
	Ansan Prugio Breeppark	588	Danwon-gu, Ansan-si, Gyeonggi-do
2Q	Geomam Station Royal Park City	4,805	Baekseok-dong, Seo-gu, Incheon
	Cheongna International City Station Prugio City	1,630	Cheongna International Gty, Seo-gu, Incheon
	Dunchon Jugong reconstruction	1,129	Dunchon-dong, Gangdong-gu, Seoul
	Cheonan Prugio Lakeside	1,023	Seobuk-gu, Cheonan-si, Chungcheongnam-do
	Daeyeon 4 reconstruction(Union)	985	Daeyeon 4-dong, Nam-gu, Busan
	Gyeryong Prugio First	883	Duma-myeon, Gyeryong-si, Chungcheongnam-do
	Giheung Prugio Forepeace	677	Giheung-gu, Yongin-si, Gyeonggi-do
	Suwon KT&G Dae-u-pyung2BL	665	Paldal-gu, Suwon-si, Gyeonggi-do
	Daeyun 4 reconstruction	595	Daeyeon 4-dong, Nam-gu, Busan
	Padong gangchon 2 reconstruction	579	Padong, Suseong-gu, Daegu
	Changwon Gyobang 1 area redevelopment	525	Masan Happpo-gu, Changwon-si
	Etc.	3,424	

Term	PJ Name	Unit	Location
3Q	Suwon Yeongheung Park townhouse	1,509	Yeongtong-gu, Suwon-si, Gyeonggi-do
	Dunchon Jugong reconstruction(Union)	1,453	Dunchon-dong, Gangdong-gu, Seoul
	Seongnam Sinheung 2 redevelopment(Union)	1,112	Sinheung-dong, Jung-gu, Seongnam-si
	Busan An-lak 1 reconstruction	993	An-lak-dong, Dongnae-gu, Busan
	Seongnam Sinheung 2 redevelopment	869	Sujung-gu, Seongnam-si
	Seosan Prugio the central	853	Yecheon-dong, Seosan-si, Chungcheongnam-do
	Gwangmyeong Prugio(Union)	796	Gwangmyeong-dong, Gwangmyeong-si, Gyeonggi-do
	Daegu Suseong-gu Joong-dong townhouse	714	Joong-dong, Suseong-gu, Daegu
	Etc.	4,717	
	4Q	Lu1 City 1BL accommodation facilities	870
Gyeongsan Jungsan C5, C4-1		701	Jungsan-dong, Gyeongsan-si, Gyeongsangbuk-do
Sewoon 6-3-3 Urban Environment Improvement Project		662	Euljiro 4-ga, Jung-gu, Seoul
Jeju Gueok-ri Condominium		303	Daejeong-eup, Seogwipo-si, Jeju-do
Total		35,150	

5. Current Status on Overseas Orders

Division	Country	Project	Contract Price	Detail
Plant	Nigeria	NLNG Train #7	US\$ 1.6 bil.	<ul style="list-style-type: none"> • '19.12 FID complete • '20.2Q Contract Signing
Plant	Algeria	REB LPG Extraction	US\$ 650 mil.	<ul style="list-style-type: none"> • '19.11 Technical bid submit • '20.3Q Commercial bid submit
Plant	Nigeria	PHC Refinery Rehabilitation PJ	US\$ 500 mil.	<ul style="list-style-type: none"> • '20.2Q Main contract Signing • '20.3Q DWEC Sub-contract Signing
Plant	Qatar	North Field Expansion Pkg.1	US\$ 1.0 bil.	<ul style="list-style-type: none"> • '20.2Q Main contract bid • '20.4Q DWEC Sub-contract Signing
Plant	Nigeria	NLNG New BOG Comp.	US\$ 50 mil.	
Plant	Iraq	WQ1 Oil Train	US\$ 400 mil.	<ul style="list-style-type: none"> • '19.11 Bid submit complete • '21 Announcement of winning bidder
Plant	Oman	Sohar LNG Bunkering	US\$ 100 mil.	
Civil	Iraq	Al Faw Container Terminal Pkg.2	US\$ 500 mil.	<ul style="list-style-type: none"> • '20.2Q Contract Signing
Civil	Singapore	Jurong Region Line J109	US\$ 150 mil.	
Civil	Singapore	Cross Island Line CR101	US\$ 270 mil.	
Civil	Singapore	Cross Island Line CR108	US\$ 400 mil.	
Civil	Indonesia	Kutai Coal Terminal	US\$ 290 mil.	<ul style="list-style-type: none"> • '20.4Q Contract Signing
Civil	Iraq	Khor Al-zubair Immersed Tunnel PKG.2	US\$ 300 mil.	<ul style="list-style-type: none"> • '20.4Q Contract Signing

※ The above contract price was prepared based on the expected amount by the company.

Thank you

Build Together

고객과 함께 최고의 가치를 실현하는 기업